

Paint

Staff representatives of the Commission of Architectural Review (CAR) are authorized to assist Old and Historic District property owners in paint color selection and, where appropriate, grant administrative approval for paint color proposals. If you are considering an exterior color change, please call Commission staff at (804) 646-6335.

The chart of paint colors found below represents a palette of paint colors appropriate for use on historic properties. It has been developed to guide property owners and Commission staff in color selection. Not all paint chart colors are appropriate for every historic building. Property owners are strongly encouraged to contact CAR staff in advance of any proposed painting or repainting to ensure that appropriate colors are selected.

Colors not found on the palette must be reviewed by staff on a case-by-case basis. If staff members consider a property owner's preferred colors to be inappropriate, they will forward the proposal to the CAR for full review, noting that administrative approval was not granted.

The color palette is based on Sherwin Williams-brand colors. The Commission does not promote a specific brand of paint, and uses these color codes for reference only. Any paint brand with a comparable paint color may be used.

Frame Structures

- 1) High quality paint should be used following directions for preparation and application. A paint professional should be consulted before beginning your project.
- 2) It is important that color selections blend with and complement the overall color schemes on the street.
- 3) Fluorescent and obtrusive colors are not appropriate as these were not traditionally used on local historic structures. (The high Victorian "painted ladies" of San Francisco and other western cities represent a phenomenon never adopted in Richmond.)
- 4) Number and variety of colors should be limited. With the notable exception of the Queen Anne style, traditional paint schemes do not use more than two or three colors.
- 5) Individual details in cornices and columns should not be emphasized with additional color.
- 6) The handrails of wooden porch railings are often painted a dark color while the pickets are painted white or off-white.
- 7) Doors and shutters can be painted a different color than the walls and trim.
- 8) Enamel "high gloss" paint should be used only on doors.
- 9) Treating exterior wood elements with clear finishes is not advisable unless the element was historically stained or varnished.
- 10) Stains are a modern method of protecting and/or coloring wood, and are usually not appropriate for use on historic building exteriors. An exception to this guidance is the use of opaque stains on pressure-treated wood elements (for example, at new fire stairs, or at rear or side porches).
- 11) Building materials installed as a result of additions and alterations should be painted to match or complement a building's existing colors.

Historic Masonry

- 1) Do not paint historic brick or stone masonry that has not previously been painted. Painting previously unpainted masonry is historically inaccurate and is not permitted. Property owners who wish to remove paint from masonry should work with a qualified contractor knowledgeable in the use of non-abrasive cleaners.
- 2) Review is required if you wish to change the color of painted brick. If you wish to paint previously painted brick the same color, no review by staff or the CAR is necessary.
- 3) Colors associated with the colors of natural brick are strongly encouraged and are preferable to less appropriate colors (white, green, blue, etc.).

Commission staff must approve any new paint colors before work can begin.

Colors appearing on computer screens or printed on standard printers may distort the values of colors. It is best to refer to the color swatches available at any home improvement store. Information on the color's name, and number can be found on the following page. The Commission does not endorse specific paint brands. Sherwin Williams paint names and codes are provided for reference only.

Exterior Paint Color Selection Chart

The paint chart below is provided with the goal of streamlining paint discussions between property owners, architects / contractors, and City of Richmond staff. The colors are arranged by location on the building, with a full list (name, number, and example) provided at the end of this section.

The following color selections generally correspond to the recommendations by the City of Richmond's Commission of Architectural Review (CAR). This document is intended to be a guide and, as such, can be expanded or contracted as CAR staff and commissioners find appropriate.

Colors are for previously painted surfaces only. Existing unpainted brick and stone must remain unpainted per the Secretary of the Interior's *Standards for Rehabilitation*. Exterior paint sheens should be semi-gloss.

Element	Color	Notes
Wood-frame Buildings (including Stucco-clad buildings) 18C, Georgian, Federal, and Greek Revival styles		
Body	white, Spanish brown, yellow ochre, stone, buff, light grey, green-grey, medium blue,	
Trim	green, light yellow, white, straw, cream, black, dark brown, dark grey, dark green, dark brown	
Wood-frame Buildings (including Stucco-clad buildings) Italianate, Second Empire, and Queen Anne styles		
Body	Deep blue, medium grey, dark ochre, tan, slate,	
Trim	Golden yellow, dark grey, green-black, tan, deep red, olive green	
Wood-frame Buildings (including Stucco-clad buildings) Arts and Crafts style		
Body	Off-white, light yellow, light blue, medium blue, light olive, light grey	
Trim	White, off-white, light yellow, light grey, deep red, deep green	

Element	Color	Notes
Wood-frame Buildings (including Stucco-clad buildings)		
Colonial Revival style		
Body	White, beige, pale green, medium grey, medium blue	
Trim	Green, white, yellow	
Masonry Buildings (previously painted only)		
All styles		
Body Color - Brick	Reds, browns, yellow-clay	Previously-painted brick only. Match original brick color when possible.
Body Color - Stone	Browns	Previously-painted stone only. Match original stone color when possible.
Wood Trim	See style chart for appropriate trim color	
Lintels	Natural stone or brick colors, as body colors above.	Previously-painted stone only. Match original stone lintel color. Previously-painted brick lintels are to be painted the body brick color.
Headers	Natural stone or brick colors, as body colors above.	Previously-painted stone only. Match original stone color. Previously-painted brick lintels are to be painted the body brick color. Unless the lintel is stone, do not pick out the lintel in a contrasting color.
Colors appropriate for all buildings		
Window Sashes	Whites, Blacks, Neutrals	May match trim color or may be contrasting.
Sills	Neutrals	Painted stone only. Match original stone color.
Shutters	Blacks, Greens	
Doors	Blacks, Browns, Greens, Reds, Yellows, Neutrals	Painted wood only. Stained wood doors must remain stained and may not be painted.
Porch Ceilings	Blues	
Porch Floors	Neutrals	Use non-slip texture for foot traffic.
Metal Elements	Blacks, Greens	May also be used for wood top hand rail.
Metal Roofs	Blacks, Greens, Reds	May also match an existing gray, but not “silver” paint.
Wood Fences	Whites, Dark Browns, Gray	Whites and opaque neutral stains.


18th Century, Georgian, Federal, and Greek Revival Styles

Wood-frame Buildings (including Stucco-clad Buildings)

Body Color

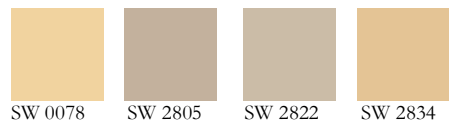


Wood Trim



Masonry Buildings


Body Color – Brick (previously painted only) – Reds and Yellow-Clay – all styles




Body Color – Stone (previously painted only) – Browns and Grays – all styles



Masonry Lintels (previously painted only) - Neutrals




Masonry Sills (previously painted only) – Neutrals



Wood-frame and Masonry Buildings


Window Sashes – Whites, Blacks, Neutrals



Shutters – Blacks, Greens



Doors – Blacks, Browns, Greens, Reds, Yellows, Neutrals






Porch Ceilings - Blues




Porch Floors – Neutrals




Metal Elements – Blacks, Greens



Metal Roofs – Blacks, Greens, Reds



Wood Fences – Whites and opaque neutral stains




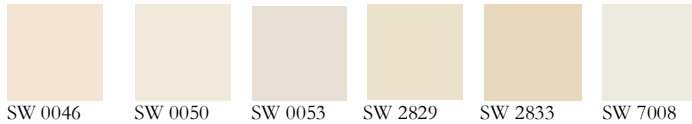
Italianate, Second Empire, and Queen Anne Styles

Wood-frame Buildings (including Stucco-clad Buildings)

Body Color

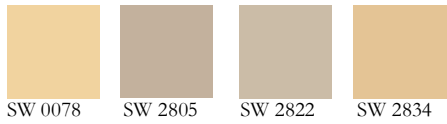


Wood Trim



Masonry Buildings


Body Color – Brick (previously painted only) – Reds and Yellow-Clay – all styles




Body Color – Stone (previously painted only) – Browns and Grays – all styles



Masonry Lintels (previously painted only) - Neutrals






Masonry Sills (previously painted only) – Neutrals




Wood-frame and Masonry Buildings

Window Sashes – Whites, Blacks, Neutrals



Shutters – Blacks, Greens



Doors – Blacks, Browns, Greens, Reds, Yellows, Neutrals



SW 6258 SW 6990 SW 7020 SW 7069



SW 2807 SW 2808 SW 2838 SW 2856 SW 6006 SW 6069 SW 6146



SW 0014 SW 2809 SW 2816 SW 2846 SW 2847 SW 6207



SW 0006 SW 0008 SW 0072 SW 2903 SW 2839



SW 0078 SW 2834 SW 2865 SW 6128 SW 6394

Porch Ceilings - Blues



SW 0052 SW 0059 SW 0068 SW 6477 SW 6478

Porch Floors – Neutrals



SW 0023 SW 0024 SW 0037 SW 0038 SW 0049 SW 0054 SW 2805 SW 2821 SW 2844 SW 2845

Metal Elements – Blacks, Greens



SW 6258 SW 6990 SW 7020 SW 7069

Metal Roofs – Blacks, Greens, Reds



SW 6258 SW 6990 SW 7020 SW 7069



SW 0014 SW 2809 SW 2816 SW 2846 SW 2847 SW 6207



SW 0006 SW 0008 SW 0072 SW 2903 SW 2839

Wood Fences – Whites and opaque neutral stains



SW 0046 SW 0050 SW 0053 SW 2829 SW 2833 SW 7008



SW 2807 SW 2808 SW 2838 SW 2856 SW 6006 SW 6069 SW 6146




SW 0023 SW 0024 SW 0037 SW 0038 SW 0049 SW 0054 SW 2805 SW 2821 SW 2844 SW 2845


Arts and Crafts Style

Wood-frame Buildings (including Stucco-clad Buildings)

Body Color




Wood Trim



Masonry Buildings

Body Color – Brick (previously painted only) – Reds and Yellow-Clay – all styles



Body Color – Stone (previously painted only) – Browns and Grays – all styles



Masonry Lintels (previously painted only) - Neutrals


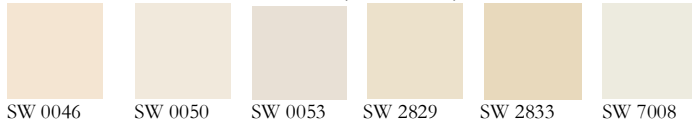


Masonry Sills (previously painted only) – Neutrals



Wood-frame and Masonry Buildings

Window Sashes – Whites, Blacks, Neutrals



Shutters – Blacks, Greens



Doors – Blacks, Browns, Greens, Reds, Yellows, Neutrals






Porch Ceilings - Blues



Porch Floors – Neutrals



Metal Elements – Blacks, Greens



Metal Roofs – Blacks, Greens, Reds



Wood Fences – Whites and opaque neutral stains

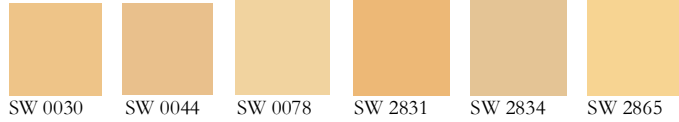





Colonial Revival Style

Wood-frame Buildings (including Stucco-clad Buildings)

Body Color

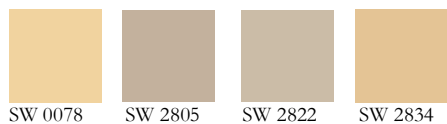


Wood Trim



Masonry Buildings


Body Color – Brick (previously painted only) – Reds and Yellow-Clay – all styles



Body Color – Stone (previously painted only) – Browns and Grays – all styles



Masonry Lintels (previously painted only) - Neutrals




Masonry Sills (previously painted only) – Neutrals




Wood-frame and Masonry Buildings


Window Sashes – Whites, Blacks, Neutrals



Shutters – Blacks, Greens



Doors – Blacks, Browns, Greens, Reds, Yellows, Neutrals





Porch Ceilings - Blues



Porch Floors – Neutrals



Metal Elements – Blacks, Greens



Metal Roofs – Blacks, Greens, Reds



Wood Fences – Whites and opaque neutral stains



SW 0046



SW 0050




SW 0053



SW 2829



SW 2833



SW 7008



SW 2807




SW 2808



SW 2838



SW 2856



SW 6006



SW 6069



SW 6146



SW 0023



SW 0024



SW 0037



SW 0038



SW 0049



SW 0054



SW 2805



SW 2821



SW 2844



SW 2845

List of All Colors:

Whites

White Hyacinth SW 0046
Classic Light Buff SW 0050
Porcelain SW 0053
Classical White SW 2829
Roycroft Vellum SW 2833
Alabaster SW 7008

Blacks

Tricorn Black SW 6258
Caviar SW 6990
Black Fox SW 7020
Iron Ore SW 7069

Browns

Rookwood Med Brown SW 2807
Rookwood Dark Brown SW 2808
Polished Mahogany SW 2838
Fairfax Brown SW 2856
Black Bean SW 6006
French Roast SW 6069
Umber SW 6146

Greens

Sheraton Sage SW 0014
Rookwood Shutter Grn SW 2809
Rookwood Dark Green SW 2816
Roycroft Bronze Green SW 2846
Roycroft Bottle Green SW 2847
Retreat SW 6207

Reds

Toile Red SW 0006
Cajun Red SW 0008
Deep Maroon SW 0072
Rookwood Terra Cotta SW 2903
Roycroft Copper Red SW 2839

Yellows

Sunbeam Yellow SW 0078
Birdseye Maple SW 2834
Classical Yellow SW 2865
Blonde SW 6128
Sequin SW 6394

Blues

Pearl Gray SW 0052
Frostwork SW 0059
Copen Blue SW 0068
Naval SW 6244
Tidewater SW 6477
Watery SW 6478
In the Navy SW 9178
Anchors Aweigh SW 9179

Neutrals

Pewter Tankard SW 0023
Curio Gray SW 0024
Morris Room Grey SW 0037
Library Pewter SW 0038
Silver Gray SW 0049
Twilight Gray SW 0054
Light French Gray SW 0055
Classic French Gray SW 0077
Renwick Beige SW 2805
Downing Stone SW 2821
Downing Sand SW 2822
Roycroft Mist Gray SW 2844
Bunglehouse Gray SW 2845
Chelsea Gray SW 2850
Sawdust SW 6158
Rare Fray SW 6199
Accessible Beige SW 7036