



CITY OF RICHMOND

INTRACITY CORRESPONDENCE

SUBJECT: 2022 ANALYSIS OF INTERNAL AFFAIRS INVESTIGATIONS

ISSUE

In accordance with Department policy, the Internal Affairs Division completes an annual review of Internal Affairs investigations. This report contains the 2022 review.

DISCUSSION

In 2022, the Internal Affairs Division conducted a total of sixty (60) investigations, all of which were formal complaints; there were zero (0) informal complaints. As the table below shows there was an 8% decrease in the overall number of investigations conducted in 2022 compared to 2021. During the same period the number of informal investigations remained the same (0) and there was an 8% decrease in formal investigations.

2021/2022 Comparison:

Year	Formal	Informal	Total
2021	65	0	65
2022	60	0	60
% Change	-8%	0%	-8%

As noted below, there was a decrease in the number of citizen generated investigations and a slight increase in departmental generated investigations.

2021/2022 Comparison:

Year	Citizen Generated	Dept. Generated	Total
2021	25	40	65
2022	18	42	60
% Change	-28%	5%	-8%



CITY OF RICHMOND

INTRACITY CORRESPONDENCE

In 2022, the Internal Affairs Division conducted 44 investigations involving allegations of serious misconduct compared to 45 in 2021. The other Service areas conducted 16 investigations. A total of 18 of the investigations conducted were received from citizens while the Department initiated 42 investigations.

Year	Fact Finding	IA Criminal	Excessive Force	IA Imp Action	Informal	Serv Imp Action	Totals
2021	24	7	4	10	0	20	65
2022	13	14	4	13	0	16	60

The below table is a comparison of investigative findings for 2021 and 2022 as of February 6, 2023:

FINDING	2021		2022	
	#	%	#	%
Exonerated	2	3	1	2
Exonerated Other Violation	0	0	0	0
Improper Action	0	0	0	0
No Further Action*	4	6	1	2
No Improper Action	3	5	0	0
No Improper/Other Viol	0	0	0	0
Not Substantiated Other Viol.	0	0	0	0
Not Substantiated	1	2	1	2
Open - IA	31	48	38	63
Open-Services	13	20	15	25
Substantiated	11	17	4	7
Unfounded	0	0	0	0
Withdrawn*	0	0	0	0
Total	65		60	

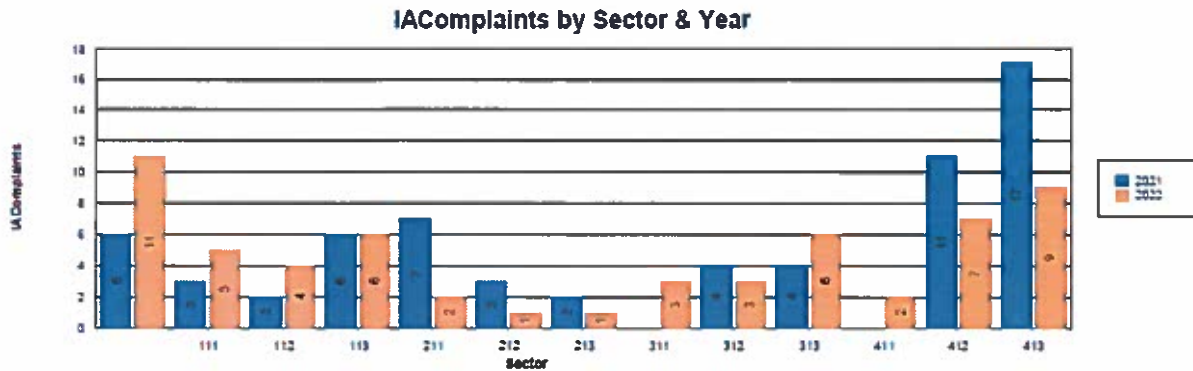


CITY OF RICHMOND

INTRACITY CORRESPONDENCE

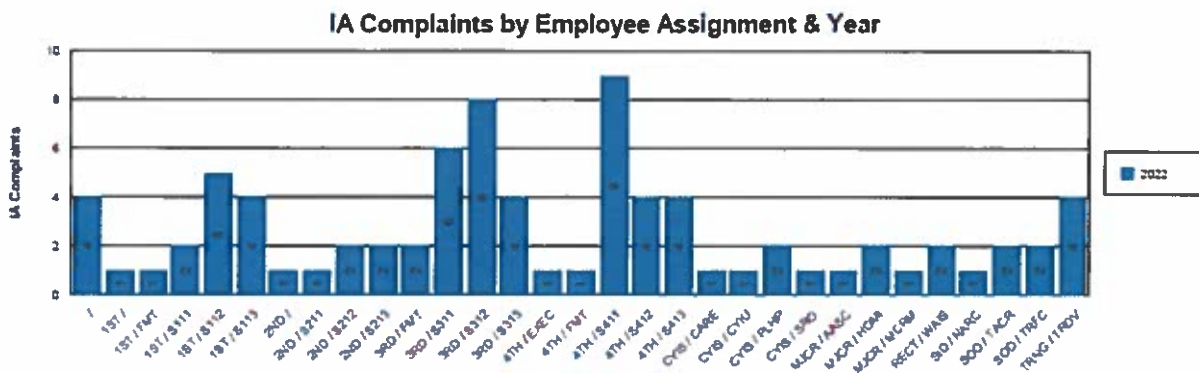
The chart shown below breaks down investigations by several categories:

Complaints by Sector:



- The first two columns for 2022 (11) and 2021 (6) shown in the above chart did not list a sector because an address was unknown or the incident occurred in another jurisdiction.
- In 2022, amongst sectors, Sector 413 had the highest number of incidents with nine (9), followed behind by 412 (7) and 113/313 with (6) each in the year. In 2021, Sector 413 had the highest number of incidents as well with seventeen (17), followed behind by 412 (11) and 211 (7) in the year. The fewest number of incidents for 2022 occurred in 212/213 with one (1) each. The fewest number of incidents in 2021 was in 311 with zero (0).
- The number of incidents in each sector reflects all incidents, including those against specialized unit officers and off duty officers that occurred in those sectors. In addition, all incidents taking place at headquarters appear in Sector 413.

Complaints by Employee Assignment:





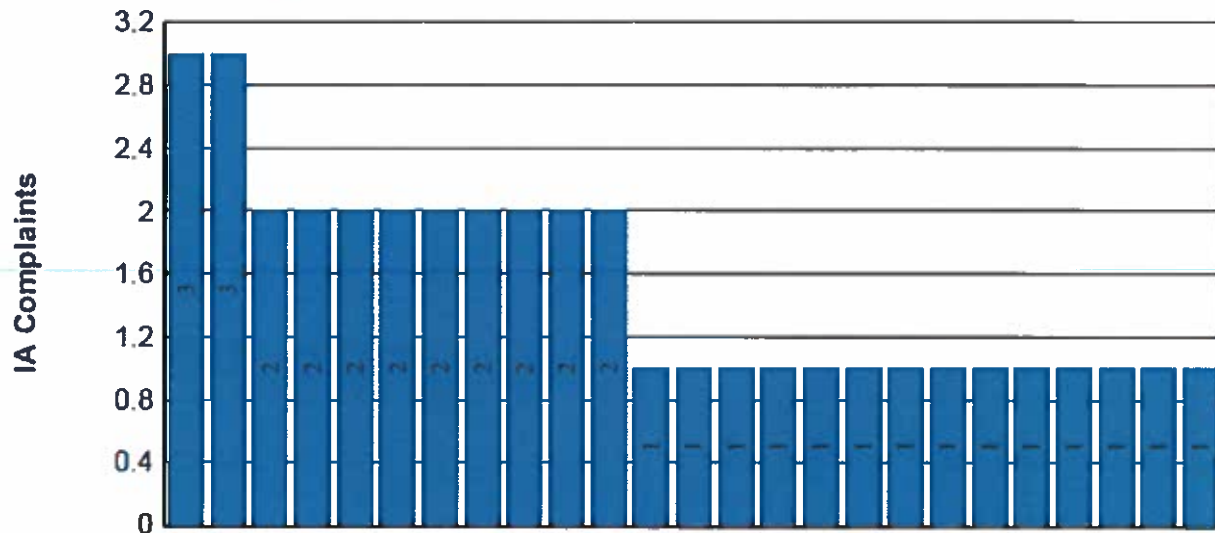
CITY OF RICHMOND

INTRACITY CORRESPONDENCE

- This graph indicates that employees assigned to 4th/411 were subject to investigations the most in 2022 with nine (9) followed closely behind by 3rd/312 with eight (8). In 2021, 1st/113 personnel were subject to investigations the most with nine (9).

Complaints by Employee:

IAComplaints by Employee (Top 25)



- This graph reflects the twenty-five (25) officers with the most complaints/investigations in 2022. In 2022 there were two (2) officers with three (3) investigations each and nine (9) officers each with two (2) investigations. In 2021 there was one (1) officer with three (3) complaints/investigations and eleven (11) officers each with two (2) complaints/investigations.

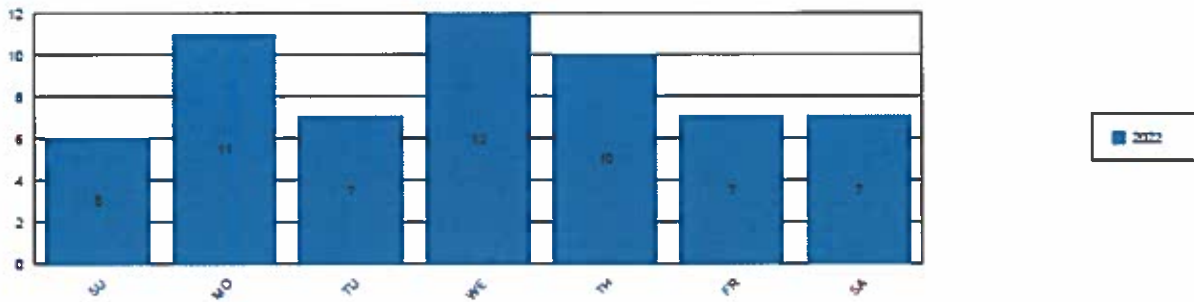


CITY OF RICHMOND

INTRACITY CORRESPONDENCE

Complaints by Day of Week:

IA Complaints by Day of Week



- This graph reflects the day of the week in which the incidents took place. In 2022, Wednesday had the highest number (12) followed by Monday (11) and Thursday (10). In 2021, Monday had the highest number (13) followed by Thursday (11) and Wednesday/Friday with nine (9) each.

CONCLUSION

There was an 8% decrease in the number of investigations conducted in 2022 (60) compared to 2021 (65).

ATTACHMENTS:


Attachment 1 – Internal Affairs Comparison Report for 2021

Attachment 2 – Internal Affairs Comparison Report for 2022

Attachment 3 – Complaints by Officer Report for 2021

Attachment 4 – Complaints by Officer Report for 2022

Attachment 5 – Complaints by Officer Report – 2021 and 2022

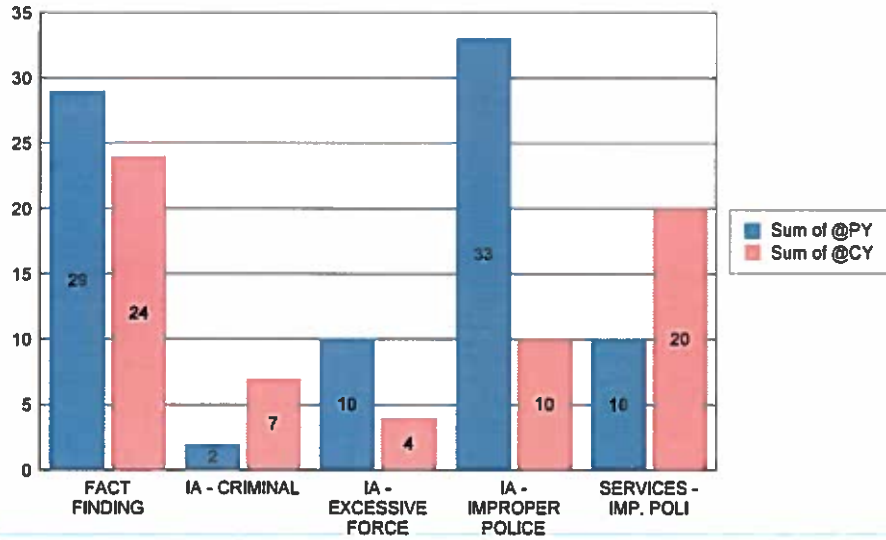


ATTACHMENT 1

Internal Affairs Comparison Report
 1/1/2021 to 12/31/2021

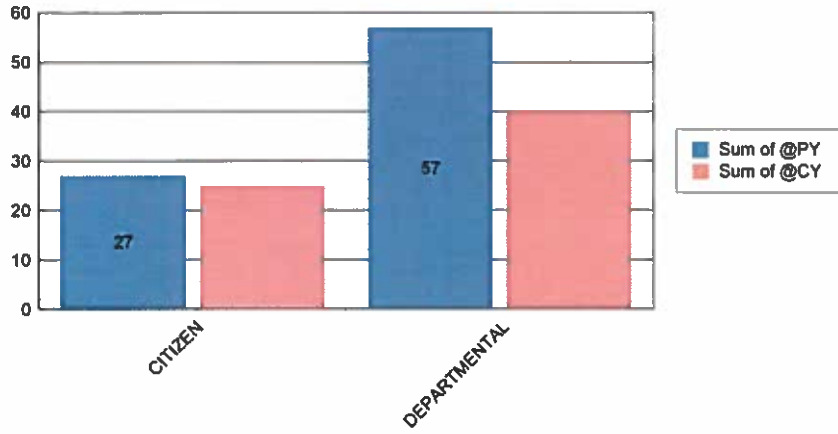
Current Period 1/1/2021 to 12/31/2021 compared to Prior Period 1/1/2020 to 12/31/2020

IA Cases by Classification



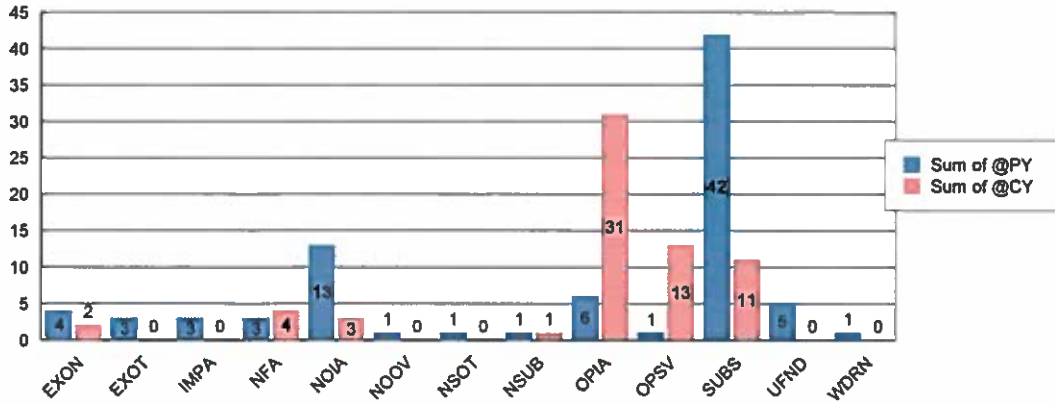
Classification	Prior Period	Current Period	# Diff.
FACT FINDING	29	24	-5
IA - CRIMINAL	2	7	5
IA - EXCESSIVE FORCE	10	4	-6
IA - IMPROPER POLICE	33	10	-23
SERVICES - IMP. POLI	10	20	10
FORMAL	84	65	-19
Total	84	65	-19

IA Cases by Complaint Type



Type	Prior Period	Current Period	# Diff.
CITIZEN	27	25	-2
DEPARTMENTAL	57	40	-17
Total	84	65	-19

IA Cases by Case Status



Case Status	Prior	%	Curr	%	# Diff.
EXONERATED	4	5	2	3	-2
EXONERATED - OTHER VIOLATION NOTED	3	4	0	0	-3
IMPROPER ACTION	3	4	0	0	-3
NO FURTHER ACTION	3	4	4	6	1
NO IMPROPER ACTION	13	15	3	5	-10
NO IMPROPER ACTION - OTHER VIOLATION	1	1	0	0	-1
NOTED NOT SUBSTANTIATED - OTHER VIOLATION	1	1	0	0	-1
NOTED NOT SUBSTANTIATED	1	1	1	2	0
OPEN - IA	6	7	31	48	25
OPEN - SERVICES	1	1	13	20	12
SUBSTANTIATED	42	50	11	17	-31
UNFOUNDED	5	6	0	0	-5
WITHDRAWN	1	1	0	0	-1
Total	84		65		-19

Current Period 1/1/2021 to 12/31/2021 compared to Prior Period 1/1/2020 to 12/31/2020

--	--	--	--	--	--





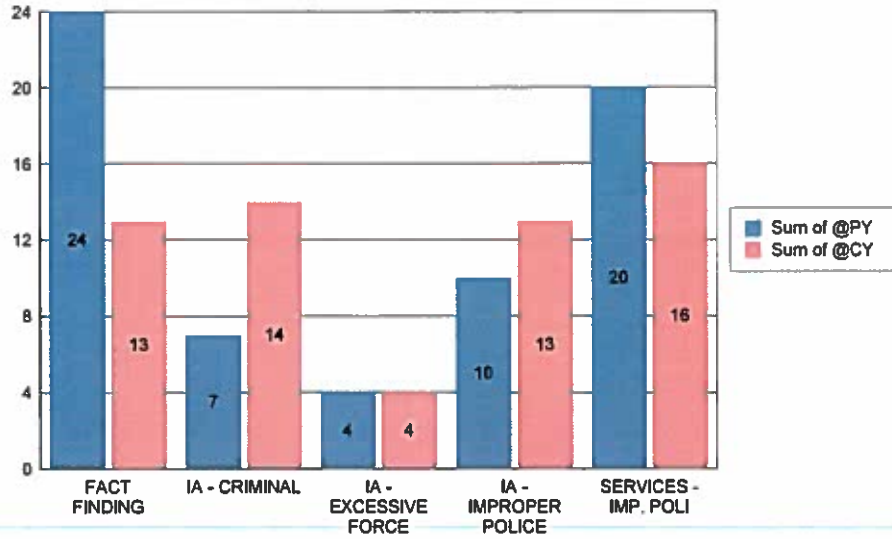
ATTACHMENT 2

Internal Affairs Comparison Report

1/1/2022 to 12/31/2022

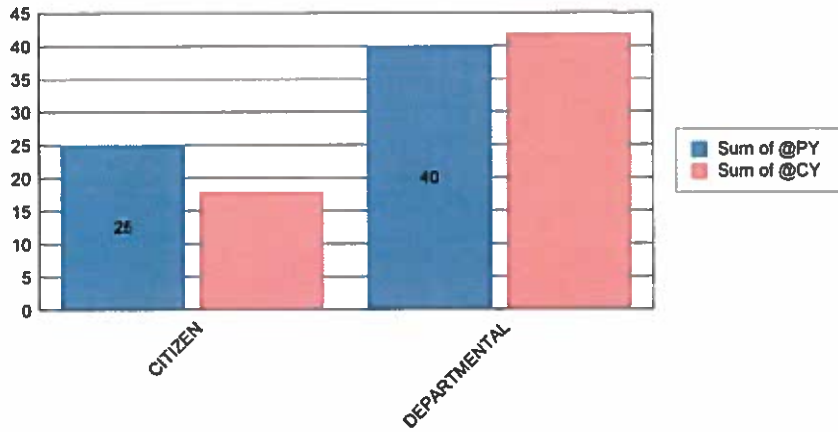
Current Period 1/1/2022 to 12/31/2022 compared to Prior Period 1/1/2021 to 12/31/2021

IA Cases by Classification



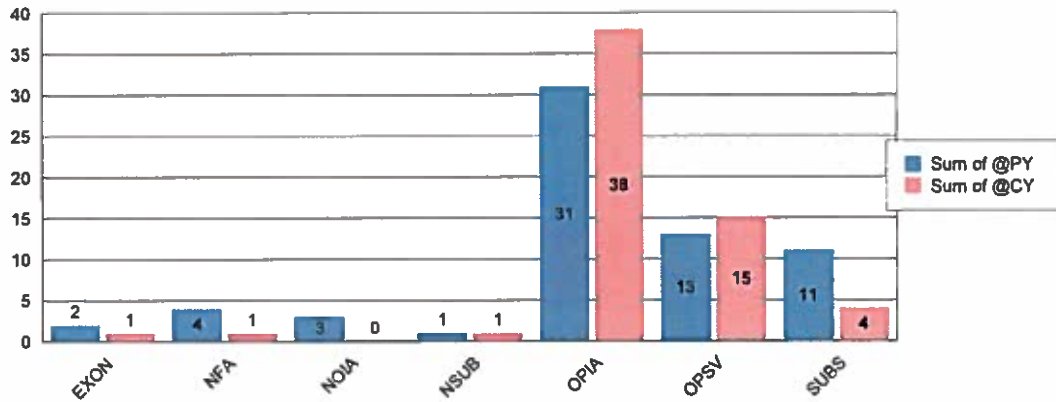
Classification	Prior Period	Current Period	# Diff.
FACT FINDING	24	13	-11
IA - CRIMINAL	7	14	7
IA - EXCESSIVE FORCE	4	4	0
IA - IMPROPER POLICE	10	13	3
SERVICES - IMP. POLI	20	16	-4
FORMAL	65	60	-5
Total	65	60	-5

IA Cases by Complaint Type




Type	Prior Period	Current Period	# Diff.
CITIZEN	25	18	-7
DEPARTMENTAL	40	42	2
Total	65	60	-5

IA Cases by Case Status



Case Status	Prior	%	Curr	%	# Diff.
EXONERATED	2	3	1	2	-1
NO FURTHER ACTION	4	6	1	2	-3
NO IMPROPER ACTION	3	5	0	0	-3
NOT SUBSTANTIATED	1	2	1	2	0
OPEN - IA	31	48	38	63	7
OPEN - SERVICES	13	20	15	25	2
SUBSTANTIATED	11	17	4	7	-7
Total	65		60		-5

Current Period 1/1/2022 to 12/31/2022 compared to Prior Period 1/1/2021 to 12/31/2021

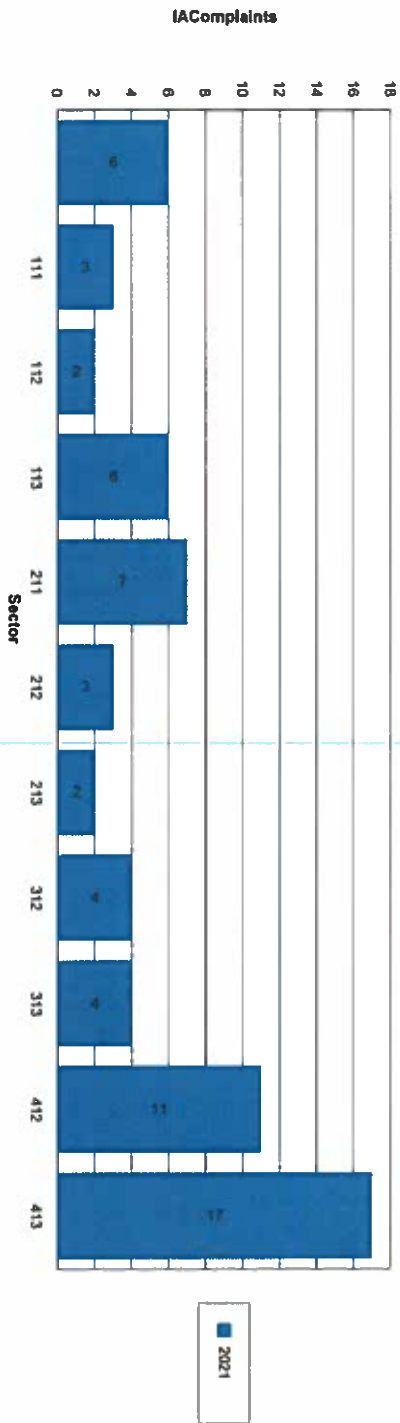


ATTACHMENT 3

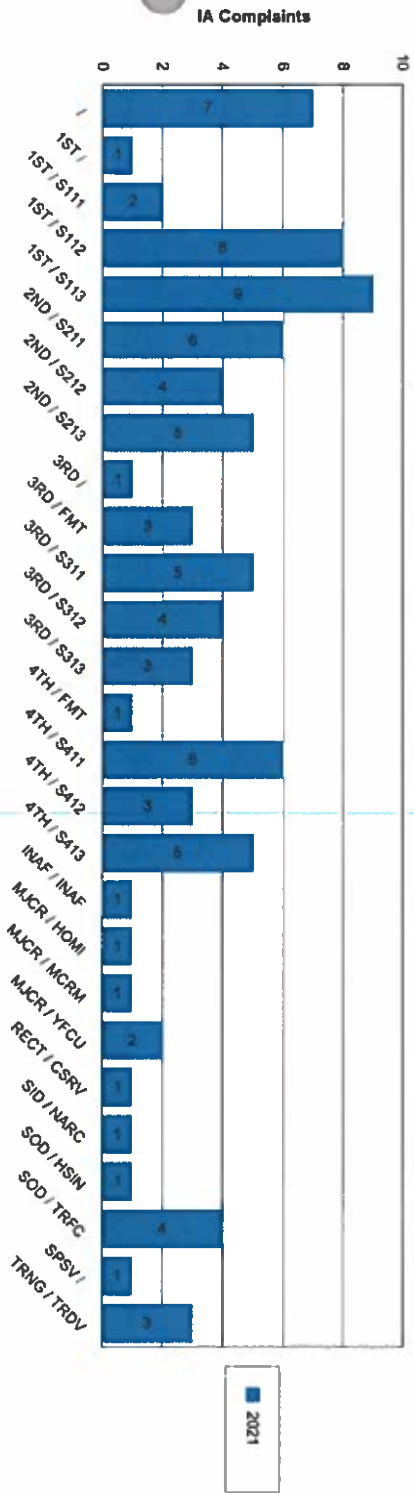
Complaints by Officer (Top 25)
1/1/2021 to 12/31/2021

2/6/2023

IAComplaints by Sector & Year

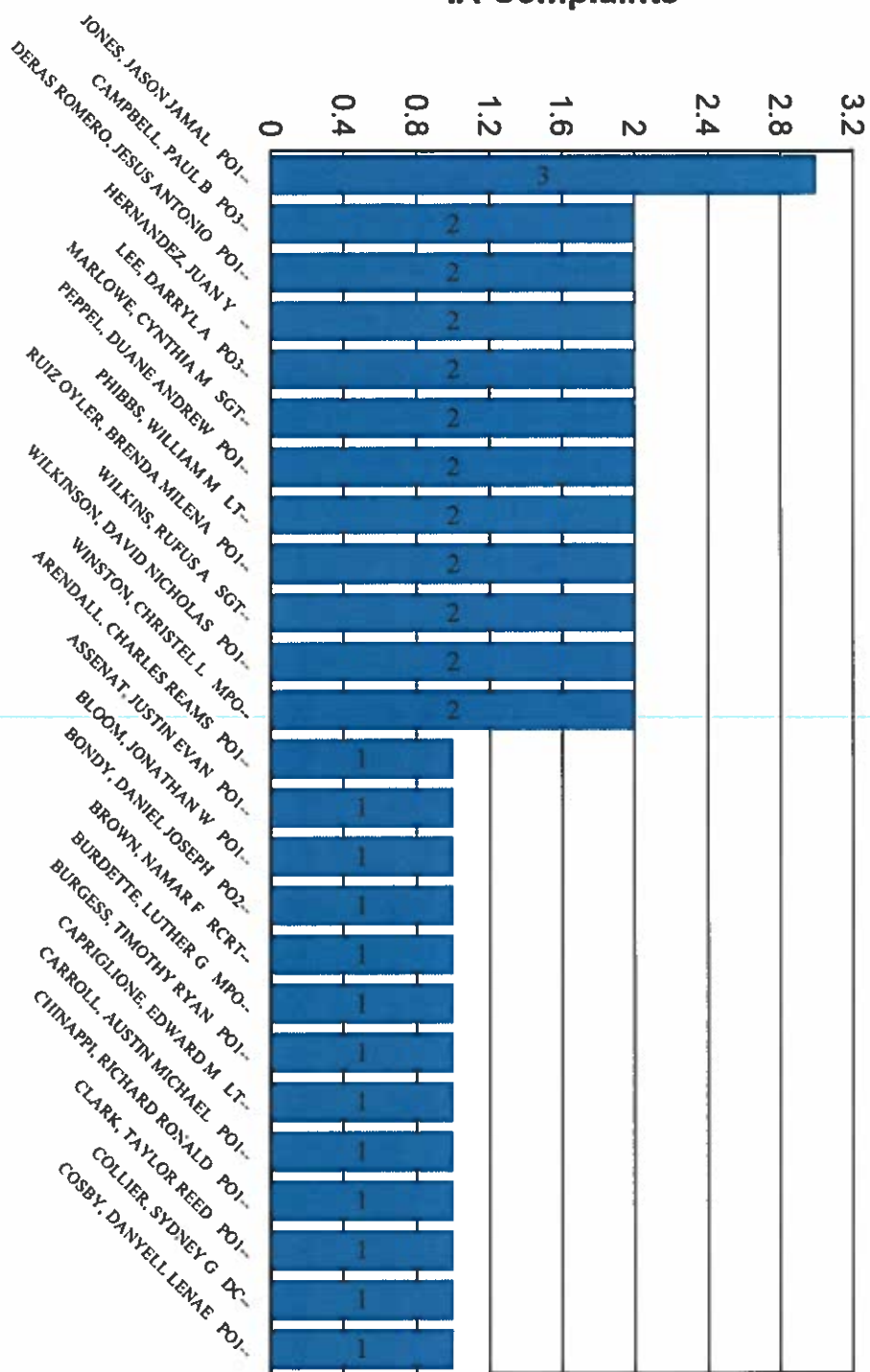


IA Complaints by Employee Assignment & Year

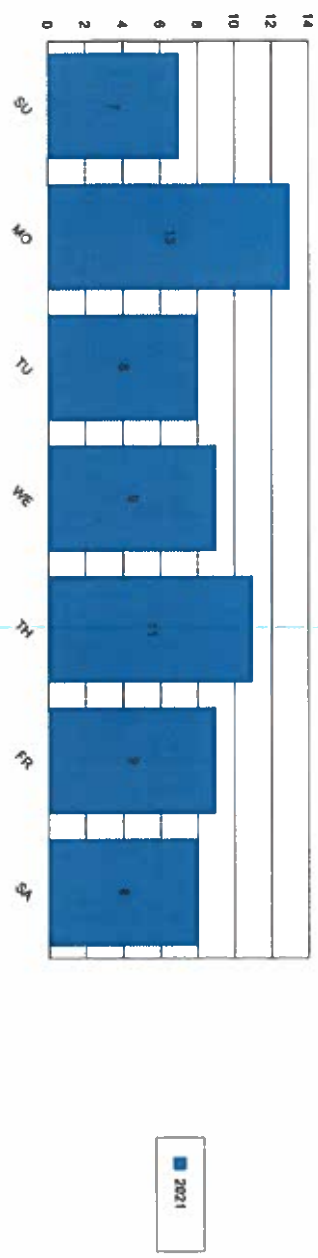


IA Complaints

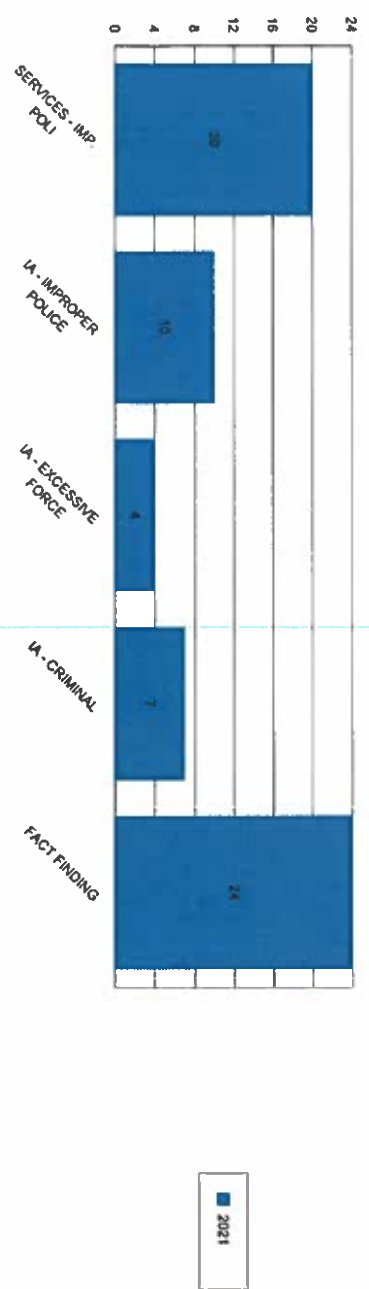
IA Complaints by Employee (Top 25)



IA Complaints by Day of Week




IA Complaints by Classification



IA Complaints - Status

	2021
EXON	2
NFA	4
NOIA	3
NSUB	1
OPIA	31
OPSV	13
SUBS	11
Total	65

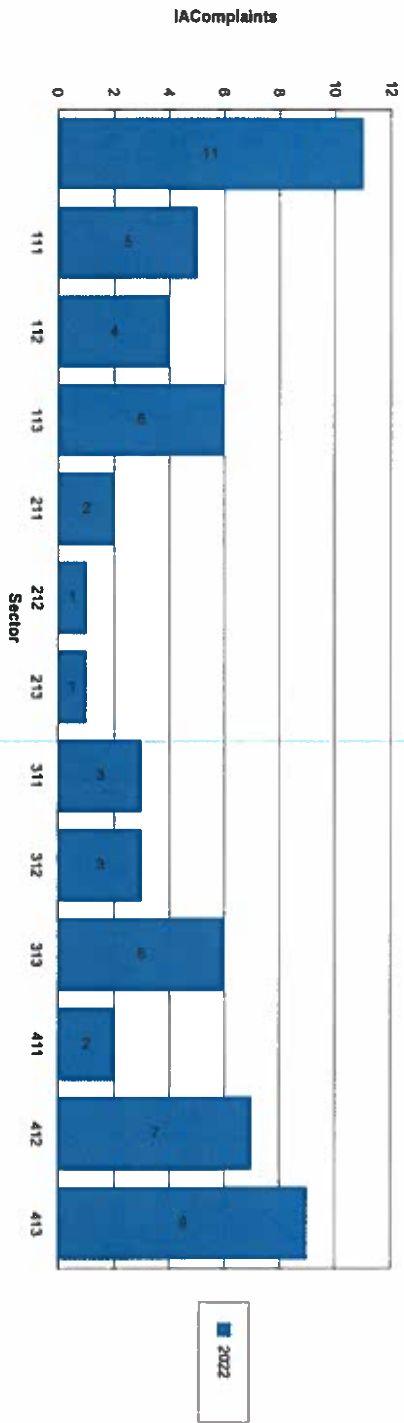


ATTACHMENT 4

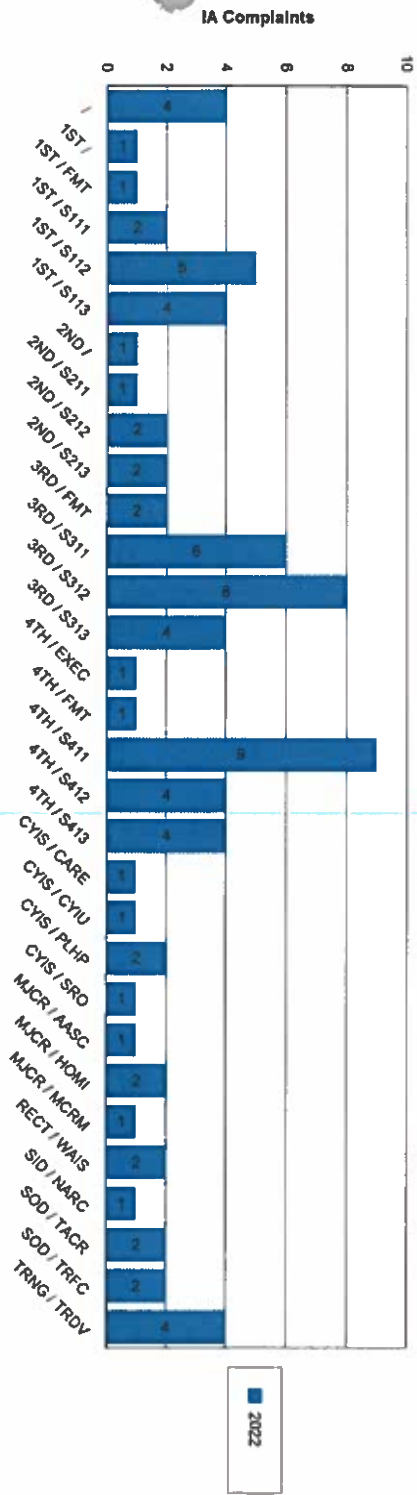
Complaints by Officer (Top 25)
1/1/2022 to 12/31/2022

2/6/2023

IAComplaints by Sector & Year

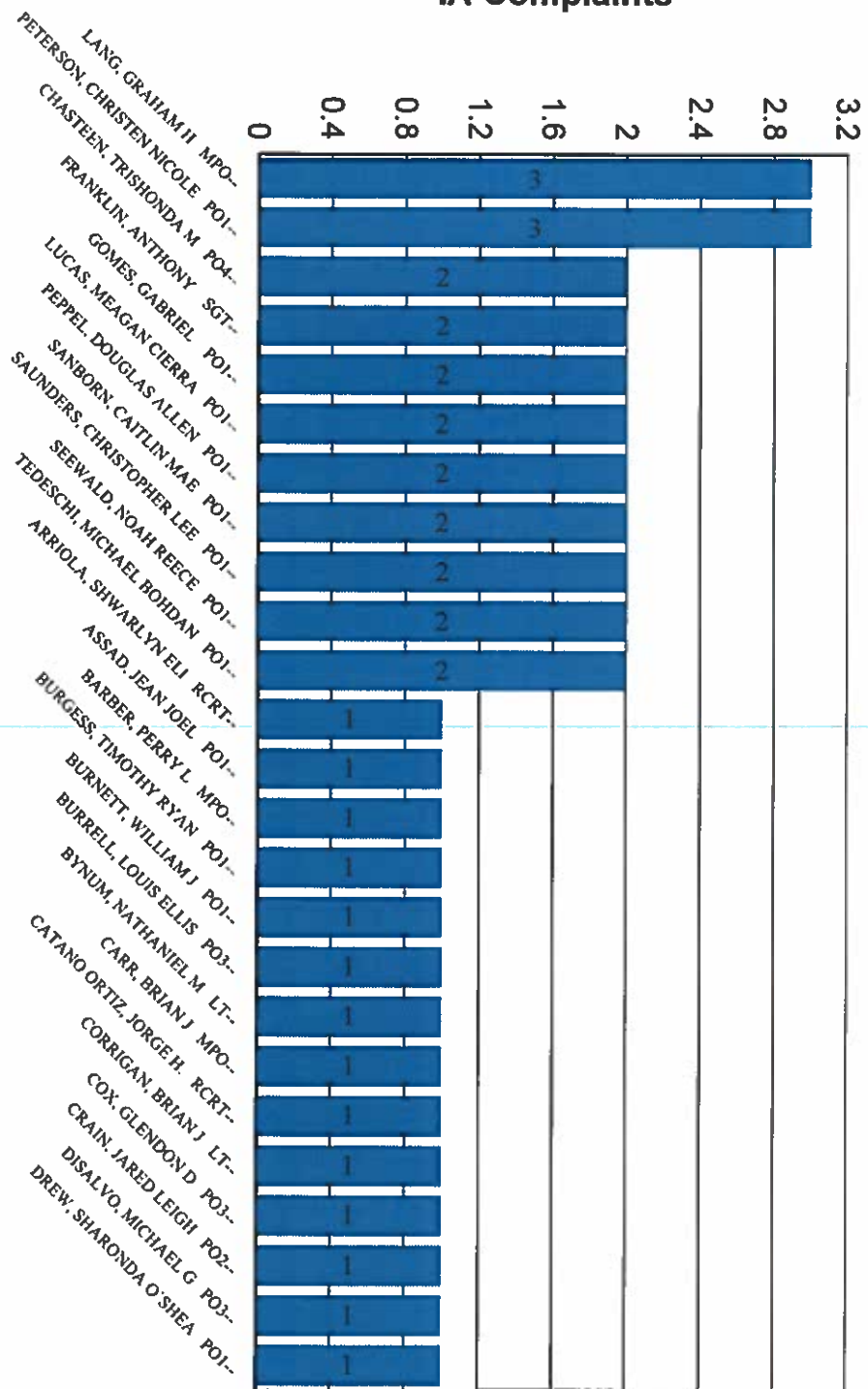


IA Complaints by Employee Assignment & Year

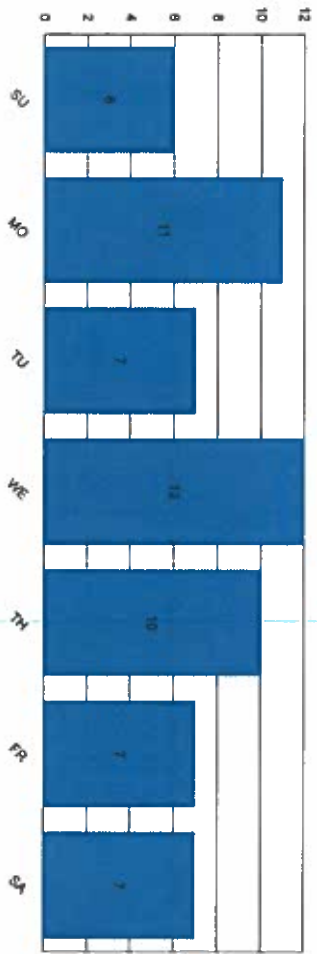


IA Complaints

IA Complaints by Employee (Top 25)

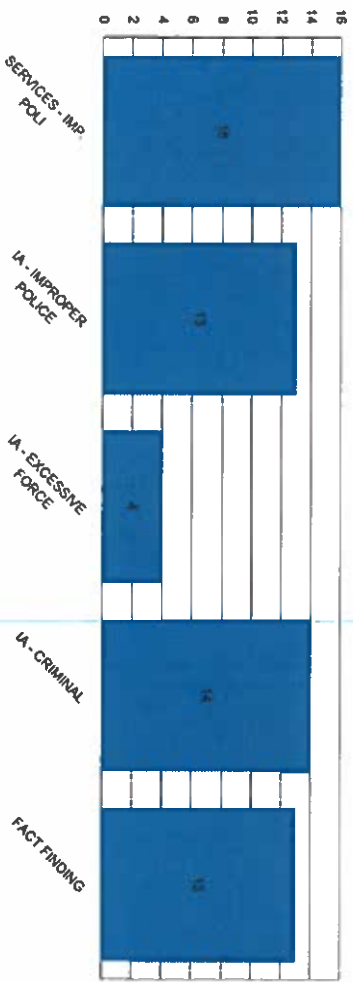


IA Complaints by Day of Week



2022


IA Complaints by Classification



2022

IA Complaints - Status

	2022
EXON	1
NFA	1
NSUB	1
OPIA	38
OPSY	15
SUBS	4
Total	60

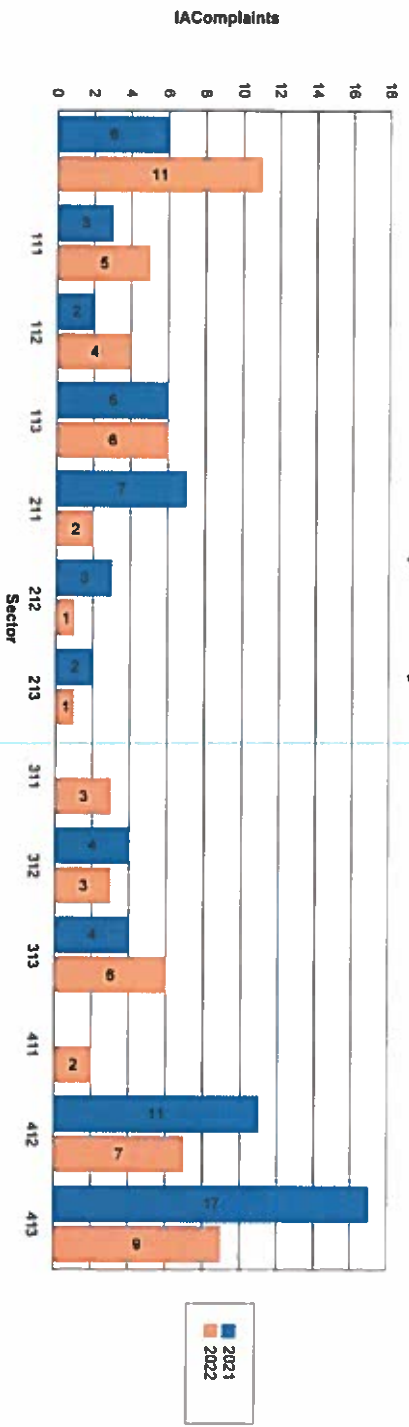


ATTACHMENT 5

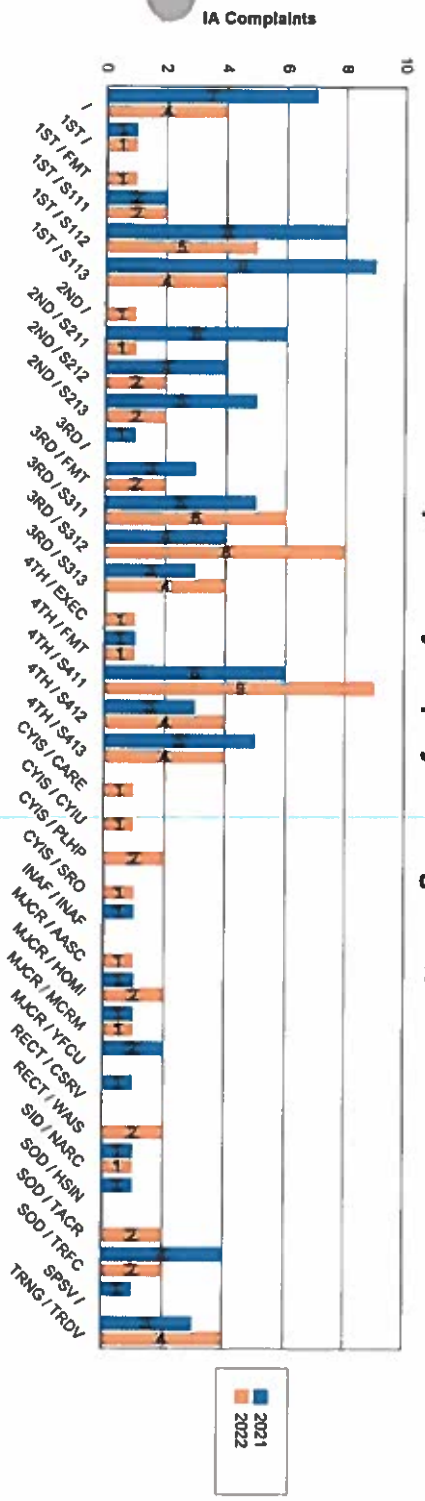
Complaints by Officer (Top 25)
1/1/2021 to 12/31/2022

2/6/2023

IAComplaints by Sector & Year

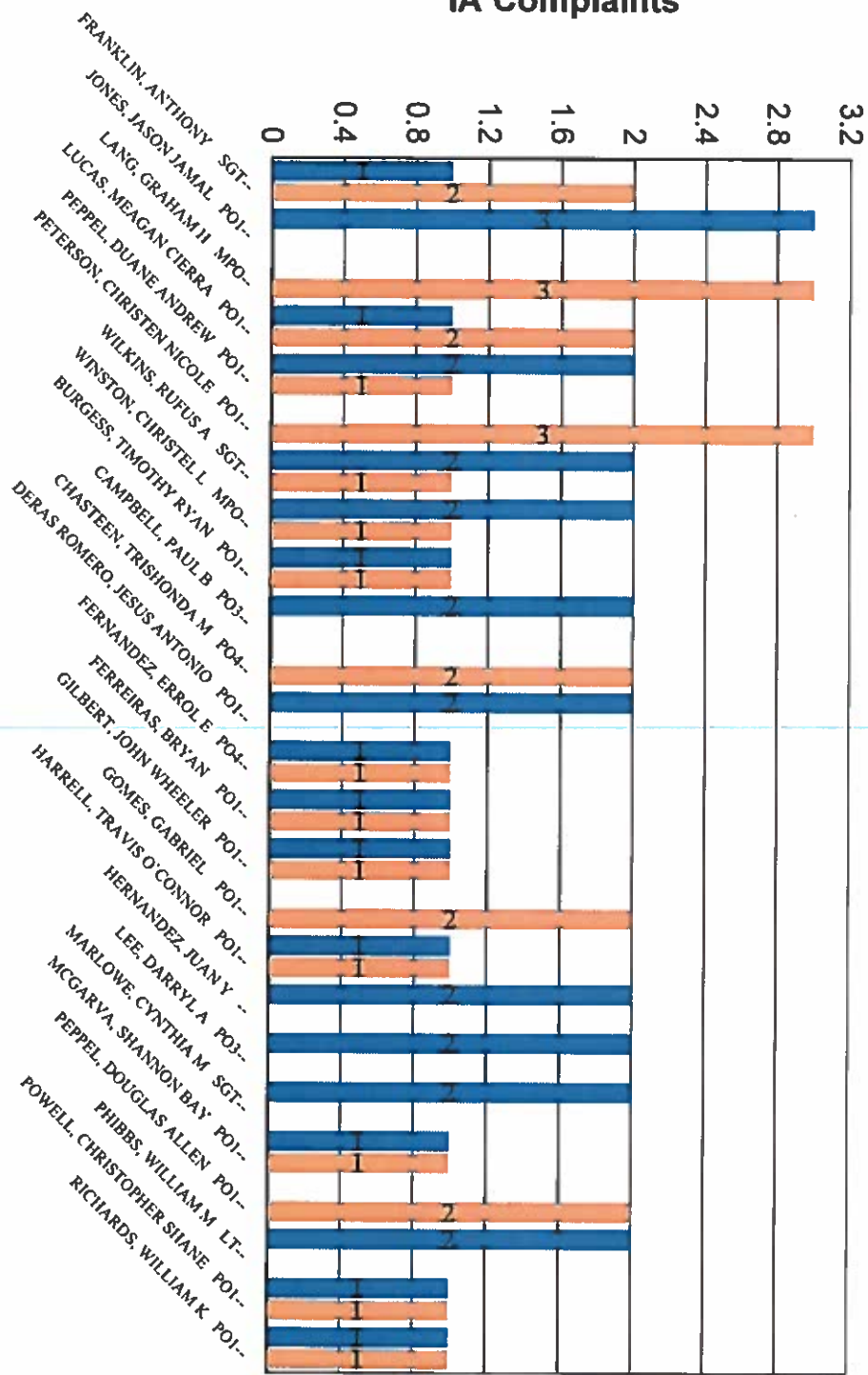


IA Complaints by Employee Assignment & Year

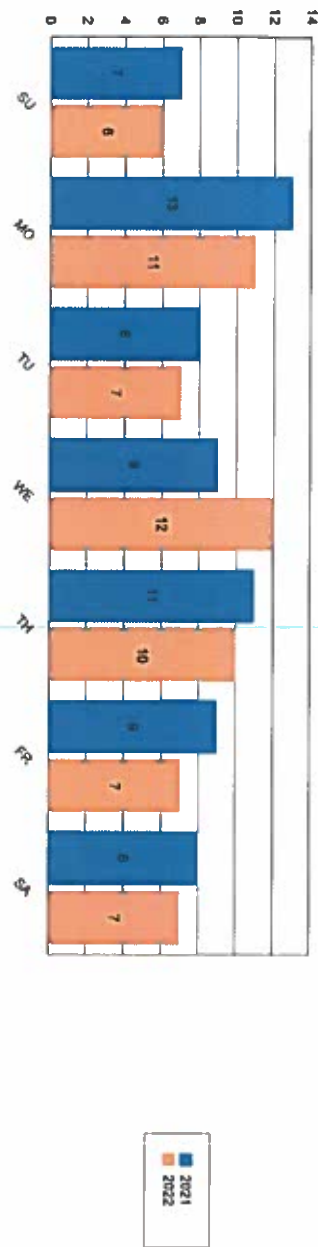


IA Complaints

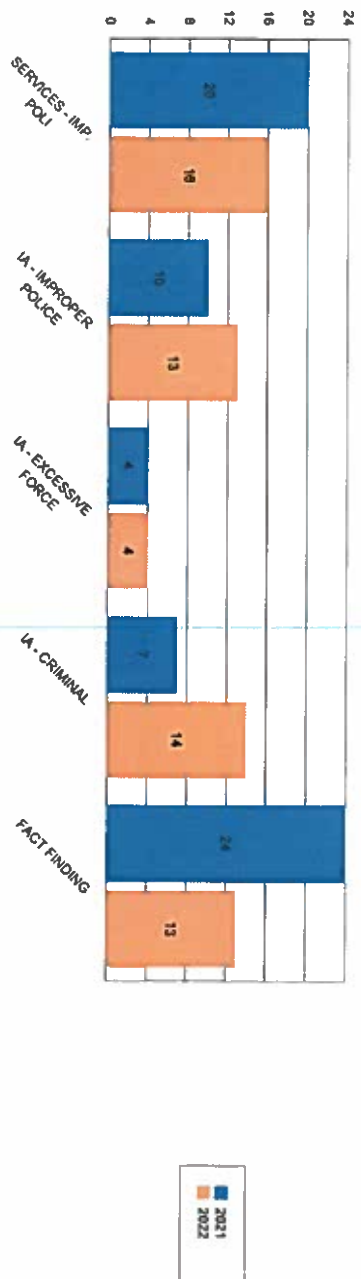
IA Complaints by Employee (Top 25)



IA Complaints by Day of Week



IA Complaints by Classification



IA Complaints - Status

	2021	2022
EXON	2	1
NFA	4	1
NOIA	3	0
NSUB	1	1
OPIA	31	38
OPSY	13	15
SUBS	11	4
Total	65	60